

IEP Achievement Report 2023

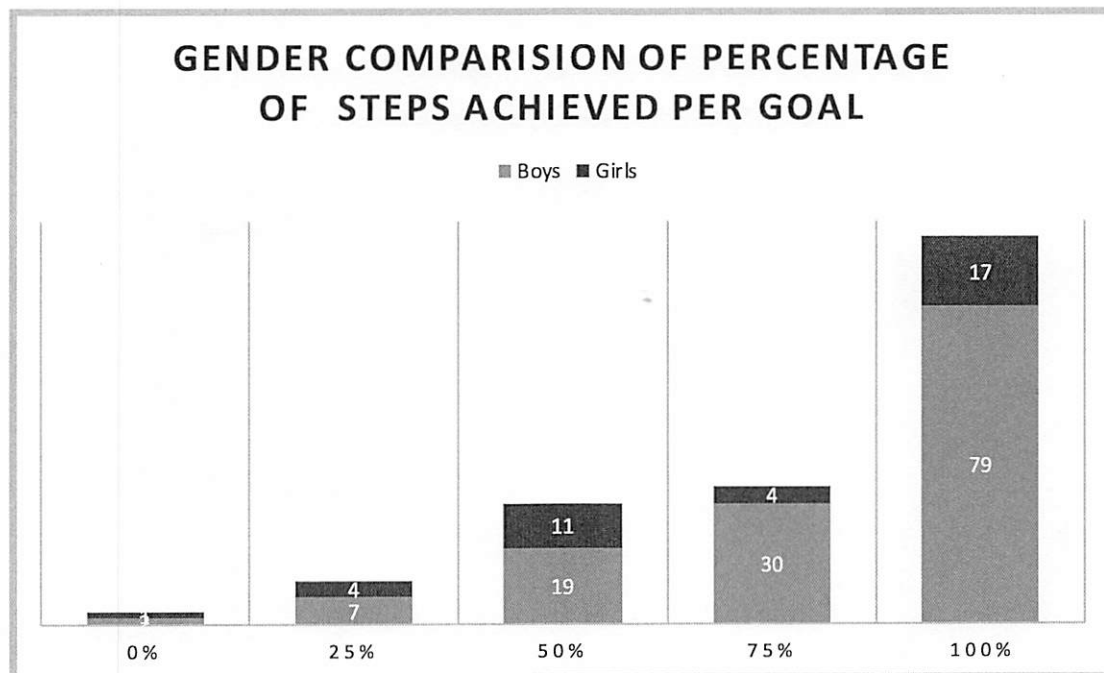
In 2023 Goldfields school started a new process with our IEP's. We trialled meeting with whānau and brainstorming the learning areas they feel were most import for their tamariki. The information from the brainstorm meetings is then discussed in a second meeting attended by Teacher, Therapists and SMT. Goals were formulated during these meetings and the staff responsible for monitoring and reporting on each goal were identified. Most tamariki had three goals set. Goals are then discussed and agreed upon by whānau.

We continue to use StoryPark to share IEPs with parents. Progress notes are added Terms 2 and 3 with the final evaluation midterm 4. Visual reports are also shared with parents termly.

Goldfields School presently has 84 students enrolled. 18 students have Planning Alternative Tomorrows with Hope (PATH Plans) and 66 students have Individual Education Plans. This report contains the achievement data from the 66 IEP's.

We have also identified specific teaching steps within each goal so that we can monitor progress more effectively and collect accurate data. Data is noted in percentages, example: A goal that has 4 steps = each step is equivalent of 25%.

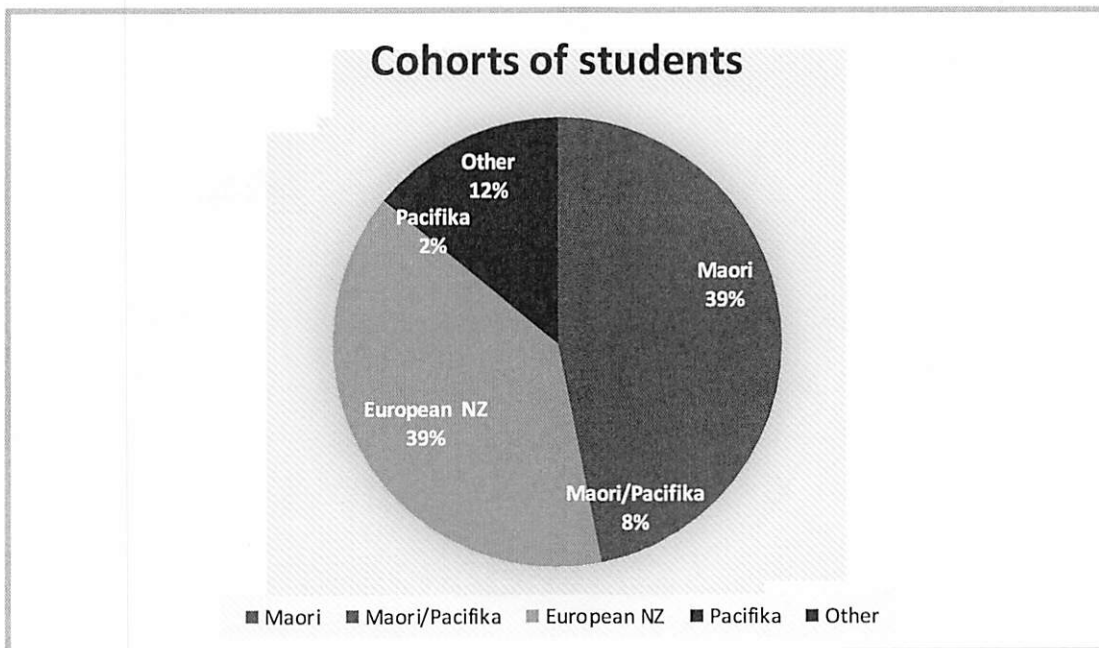
The achievement data included in this report will be shown for: Gender, ethnicity, and Ongoing Resource Scheme Funding (ORS).



The 18 unachieved goals from the mid-year data collection were discussed with whanau and re-written. The end of year the data reflects 3 unachieved goals 1.75% of the total goals, 2 are a result of changes in behaviour and medication and 1 goal due to the student being absent (sick) after the goal was re-written for term 3.

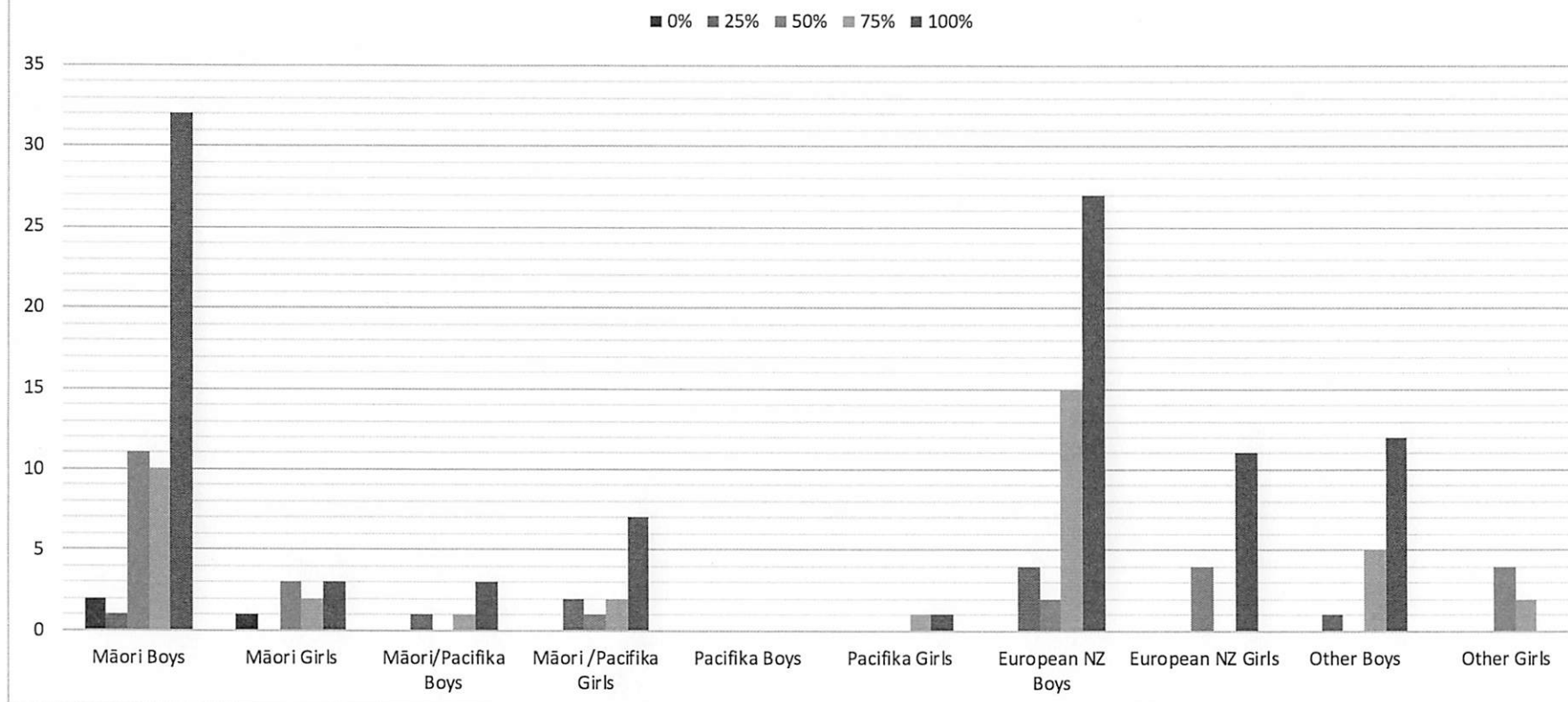
56% of all goals were achieved at 100% which means all the small steps of these goals were fully mastered by the students. 20% of all goals were achieved at 75%. So overall 76% of goals were achieved to a high standard. Girls are generally achieving slightly lower than the boys.

Ethnicity of cohort included in data.



Our Māori roll is steadily increasing, it presently stands at almost 50% across the school. The changes made in the IEP Process were developed to support Kawenata a whanau (family partnership).

Achievement levels across Ethnicity and Gender



The data in this graph is raw scores as we are dealing with such small numbers. The data shows that Māori boys are achieving their goals mainly in the higher 2 categories of 75% and 100%. All ethnicities have the majority of their goals achieved in these two categories, except 'Other Girls' which has the majority of goals achieved at the 50% mark. This category only contains two students.

We have 14 students that have all 3 goals achieved at 100%, this is 22% of students. These goals all had small achievable steps, clearly defined strategies for success and highly motivating for students.

Review

Informal data has been gathered from whanau and teachers.

- Whānau felt listened to and loved the more informal approach.
- Teachers enjoyed building relationships with whanau without the pressure of wording goals. They also liked the collaborative meetings with the therapy team to develop the SMART goals steps.

The Therapy team completed an enquire cycle on the new IEP process.

Next steps

-